

A
NORTH
ECHO (S)
LITTLE DEEP (S)
FOWLEY (P)
SWEARE DEEP (S)
WALSH (P)
NORTHNEY (P)
LINE

3m, NNE, NE wind

C
NORTH
ECHO (S)
FOWLEY (P)
TYE (P)
SHEPHERD (P)
CHURCH (S)
SWEARE DEEP (S)
PUSINELLI (S)
SWEARE DEEP (S)
TYE (P)
LINE

6m, NNE, NE wind

E
SOUTH
WICKOR (S)
NEH (S)
WICKOR (S)
WALSH (P)
NORTHNEY (P)
SHEPHERD (P)
LINE

4m, SE,SSW

G
SOUTH
LITTLE DEEP (S)
FOWLEY (P)
NORTHNEY (P)
PUSINELLI (P)
SWEARE DEEP (S)
PUSINELLI (P)
NORTHNEY (P)
WALSH (S)
SWEARE DEEP (S)
PUSINELLI (P)
LINE
6.5m, SE wind

I
SOUTH
SHEPHERD (S)
WALSH (S)
SWEARE DEEP (S)
PUSINELLI (S)
NORTHNEY (P)
WALSH (S)
SWEARE DEEP (S)
MARKER (S)
LINE
6.5m, S, SSW wind

K
SOUTH
LITTLE DEEP (S)
FOWLEY (P)
WICKOR (S)
NORTHNEY (P)
SHEPHERD (S)
TYE (P)
PUSINELLI (P)
WALSH (P)
NORTHNEY (P)
LINE
4.5m,SW, SSW wind

M
SOUTH
LITTLE DEEP (S)
FOWLEY (P)
WICKOR (S)
SWEARE DEEP (S)
WALSH (P)
NORTHNEY (P)
SHEPHERD (P)
LINE
3m, SW, WSW wind

O
SOUTH
WICKOR (S)
WALSH (S)
WICKOR (S)
NORTHNEY (P)
SHEPHERD (P)
NORTHNEY (P)
SHEPHERD (P)
SWEARE DEEP (S)
LINE
4m, E, W wind

R
SOUTH
SHEPHERD (S)
NEH (S)
WALSH (S)
SHEPHERD (S)
NEH (S)
WALSH (S)
NORTHNEY (P)
LINE
5m, WNW wind

F

SOUTH
 WICKOR (S)
 SWEARE DEEP (S)
 WALSH (P)
 SHEPHERD (P)
 CHURCH (S)
 NORTHNEY (P)
 SHEPHERD (P)
 LINE

5m, SE wind

D

NORTH
 ECHO (S)
 FOWLEY (P)
 LITTLE DEEP (S)
 FOWLEY (P)
 NORTHNEY (P)
 WICKOR (S)
 SHEPHERD (S)
 NEH (S)
 WICKOR (S)
 SHEPHERD (S)
 SWEARE DEEP (S)
 LINE

4m, ENE wind

B

NORTH
 ECHO (S)
 LITTLE DEEP (S)
 FOWLEY (P)
 TYE (P)
 SHEPHERD (P)
 WALSH (P)
 NORTHNEY (P)
 LINE

4.5m, NNE, NE wind

L

SOUTH
 SWEARE DEEP (S)
 WALSH (P)
 SHEPHERD (P)
 ECHO (P)
 LINE
 SWEARE DEEP (S)
 WALSH (P)
 SHEPHERD (P)
 ECHO (P)
 LINE

6m, SSW wind

J

SOUTH
 LITTLE DEEP (S)
 FOWLEY (P)
 WICKOR (S)
 SWEARE DEEP (S)
 NEH (S)
 WALSH (S)
 SHEPHERD (S)
 TYE (S)
 WICKER (S)
 TYE (S)
 LINE

5.5m, SW wind

H

SOUTH
 SHEPHERD (S)
 WALSH (S)
 SHEPHERD (S)
 TYE (S)
 LINE

4.5m, S, SSW wind

T

SOUTH
 WICKOR (S)
 NEH (S)
 SHEPHERD (S)
 NEH (S)
 SWEARE DEEP (S)
 SHEPHERD (S)
 NEH (S)
 NORTHNEY (P)
 LINE

5m, ESE, WNW

P

SOUTH
 WICKOR (S)
 NORTHNEY (P)
 SHEPHERD (P)
 NORTHNEY (P)
 SHEPHERD (P)
 NEH (S)
 SWEARE DEEP (S)
 PUSINELLI (P)
 FOWLEY (S)
 LITTLE DEEP (P)
 EMS (S)
 LINE

5.5m, E, W wind

N

SOUTH
 LITTLE DEEP (S)
 FOWLEY (P)
 LITTLE DEEP (S)
 FOWLEY (P)
 WICKOR (S)
 NORTHNEY (P)
 SHEPHERD (P)
 SWEARE DEEP (S)
 WICKOR (S)
 NORTHNEY (P)
 TYE (P)
 LINE

4.5m, WSW wind

U	
SOUTH	
SHEPHERD	(S)
WALSH	(S)
SWEARE DEEP	(S)
WALSH	(S)
SHEPHERD	(S)
NORTHNEY	(P)
PUSINELLI	(P)
SWEARE DEEP	(S)
LINE	
4.3m, NW, SE wind	

W	
NORTH	
ECHO	(S)
WICKOR	(S)
FOWLEY	(S)
WICKOR	(S)
NORTHNEY	(P)
TYE	(P)
PUSINELLI	(P)
NORTHNEY	(P)
TYE	(P)
PUSINELLI	(P)
LINE	
5m, N, NNW wind	

DB	
SOUTH	
MILL RYTHE	(P)
JOHNS FOLLY	(P)
MILL RYTHE	(P)
JOHNS FOLLY	(P)
SW PILSEY	(S)
(MARKER)	(S)
LINE	
10m, Downharbour	

DE	
SOUTH	
MILL RYTHE	(P)
LOWLES	(S)
DUNES	(S)
JOHNS FOLLY	(P)
SW PILSEY	(S)
(MARKER)	(S)
LINE	
9m, Downharbour	

LA	LAP
NORTH	
ECHO	(S)
FOWLEY	(S)
LINE	
REPEAT	
N,NW wind	

LC	LAP
NORTH	
ECHO	(S)
EMS	(S)
ECHO	(S)
LITTLE DEEP	(S)
LINE	
REPEAT	
NW, N, NNE wind	

LE	LAP
NORTH	
ECHO	(S)
EMS	(P)
LITTLE DEEP	(S)
FOWLEY	(S)
REPEAT	
E Wind	

LG (ESC ONLY)	LAP
CLUBLINE	
KITS FOLLY	(P)
FOWLEY	(P)
BEACON POINT	(P)
CLUBLINE	
REPEAT	
W Wind & High Tide!	

LI	LAP
SOUTH	
EMS	(P)
FOWLEY	(P)
LITTLE DEEP	(P)
ECHO	(P)
LINE	
REPEAT	
SSW wind	

DC

SOUTH
MILL RYTHE (P)
THORNEY (S)
DUNES (S)
THORNEY (S)
SW PILSEY (S)
(MARKER) (S)
LINE

10.3m,
Downharbour

DA

SOUTH
MILL RYTHE (P)
EAST HEAD (P)
JOHNS FOLLY (P)
SW PILSEY (S)
(MARKER) (S)
LINE

9m, Downharbour

V

SOUTH
WICKOR (S)
SWEARE DEEP (S)
WALSH (S)
SWEARE DEEP (S)
NEH (S)
SHEPHERD (S)
NEH (S)
SHEPHERD (S)
PUSINELLI (S)
NORTHNEY (P)
TYE (P)
LINE
6.75m,WNW,NW

LD LAP

NORTH
ECHO (S)
LITTLE DEEP (S)
BEACON POINT (S)
LITTLE DEEP (S)
LINE
REPEAT

NW, NNW wind

LB LAP

NORTH
ECHO (S)
LITTLE DEEP (S)
FOWLEY (S)
LINE
REPEAT

NNE wind

DF

SOUTH
MILL RYTHE (P)
EAST HEAD (P)
ASTRA (P)
DUNES (S)
SW PILSEY (S)
(MARKER) (S)
LINE

10m, Downharbour

LJ LAP

SOUTH
LITTLE DEEP (S)
FOWLEY (S)
LINE ODM (S)
REPEAT

SE wind

LH LAP

SOUTH
WICKOR (S)
FOWLEY (S)
LITTLE DEEP (P)
EMS (S)
LINE ODM (S)
REPEAT

SSW wind

LF (ESC ONLY) LAP







CLUBLINE
BEACON POINT (S)
FOWLEY (S)
KITS FOLLY (S)
CLUBLINE
REPEAT

E Wind & High tide!

LK	LAP
SOUTH	
LITTLE DEEP	(S)
FOWLEY	(S)
EMS	(S)
LITTLE DEEP	(S)
FOWLEY	(S)
LINE ODM	(S)
SW wind	

LN	LAP
SOUTH	
LITTLE DEEP	(S)
EMS	(S)
LINE ODM	(S)
REPEAT	
W, SE wind	

LP	LAP
SOUTH	
EMS	(P)
LITTLE DEEP	(P)
BEACON POINT	(P)
KITS FOLLY	(P)
FOWLEY	(P)
LINE ODM	(S)
REPEAT	
W wind & High Tide!	



LR	LAP
SOUTH	
FOWLEY	(S)
KITS FOLLY	(S)
BEACON POINT	(S)
LITTLE DEEP	(S)
EMS	(S)
LINE ODM	(S)
REPEAT	
E wind & High Tide!	

LO	LAP
SOUTH	
FOWLEY	(P)
LITTLE DEEP	(P)
EMS	(S)
LINE ODM	(S)
SSW, W, S wind	

LM	LAP
SOUTH	
EMS	(P)
LITTLE DEEP	(P)
EMS	(P)
LITTLE DEEP	(P)
ECHO	(P)
LINE	
REPEAT	
E, W, Wind	

